



Teddy Bear helps	
Fertigkeit: Hörverstehen	Niveau A2 Wenn langsam und deutlich gesprochen wird, kann ich kurze Texte und Gespräche aus bekannten Themengebieten verstehen, auch wenn ich nicht alle Wörter kenne.
Deskriptor: Ich kann Texten auf Kassette, CD oder DVD folgen, wenn es um Dinge geht, die ich kenne.	
Beschreibung: Die Schülerinnen und Schüler schneiden die Bildkarten aus. Dann hören sie die Geschichte <i>Teddy Bear helps</i> zweimal. Beim Hören legen sie die Bildkarten in die richtige Reihenfolge.	
Organisationsform: Einzelarbeit	
Zeitaufwand: ca. 15 Minuten	
Erfüllungsgrad: Die Aufgabe gilt als erfüllt, wenn die Bilder in die richtige Reihenfolge gelegt wurden.	
Spiegelbild-Aufgabe: ---	
Material / Medien: Bildkarten CD und Materialien von Ursula Asheuer: "Teddy Bear helps and other stories – Hörtexte für Englisch ab Klasse 4". Lisum Berlin, August 2003	

Transkript

TEDDY BEAR HELPS

One evening, James was at home,
lying on the couch
and watching TV.

His mother came in and said:
"James, your room is a mess.
Now, go into your room
and clean up."

James went into his room,
sat down on the floor
and started to cry:
"Why do I always
have to clean up all by myself?
It's not fair.
I don't want to clean up all by
myself."

Then, all of a sudden,
coming from behind his desk,
he heard a noise.

It sounded like this:
"Brr, brr, brr."

He stood up, walked over to his desk
and saw his teddy bear standing
there.

"Teddy, what are you doing?" he
asked.

Teddy said:
"I'm going to help you
clean up your room."

"Wow!" said James.

"That's just what I need, Teddy,
someone to help me clean up!"

So, James and Teddy
put the socks in a box,
the shirts in a drawer
and the shoes behind the door.
They put the books on the bookshelves
and the toys in a box.
They put the pencils and the pens
in his pencil-case
and put all the papers in a folder.
They picked up bubble-gum wrappers,
scraps of paper,
old banana peelings
and even a rotten apple,
and put everything in the bin.
The room was now clean and tidy.

Then Teddy said:
"It's been a long day.
Now it's time to play.

So let's clap our hands,
stamp our feet,
turn around
and have something to eat."

Just then
James could hear
his mother's voice at the door.
"James," she said,
"I'm coming into your room now.
I hope you've cleaned up your mess!"

"Just a minute, Mum," he said.
James quickly put Teddy back
behind his desk,
he sat down on the floor and shouted:
"You can come into my room now,
it's clean!"

Teddy Bear helps

Arbeitsanweisungen

Für diese Aufgabe brauchst du:

- ⇒ CD (Kassette) mit Hörverstehenstext
- ⇒ CD-Spieler (Kassettenrekorder)
- ⇒ die Arbeitsblätter *Teddy Bear helps*
- ⇒ eine Schere zum Ausschneiden der Bilder

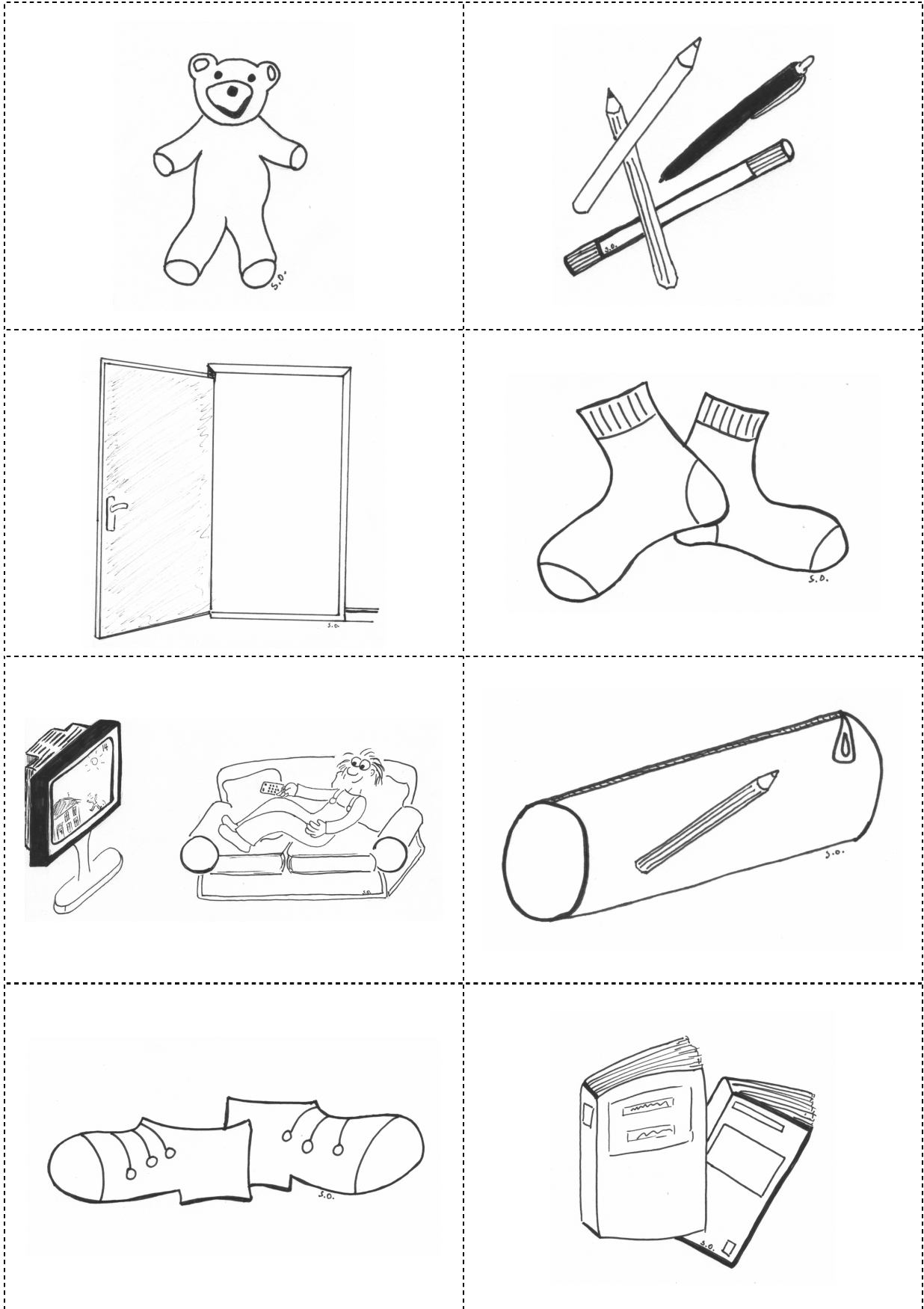
- ⇒ Schneide die Bilder aus.
- ⇒ Höre dir die *Geschichte Teddy Bear helps zweimal* an.
- ⇒ Bringe dann die Bilder in die richtige Reihenfolge.


You need:


- ⇒ CD with listening comprehension text
- ⇒ CD-player
- ⇒ the worksheet *Teddy Bear helps*
- ⇒ scissors to cut out the pictures

- ⇒ Cut out the pictures.
- ⇒ Listen to the story *Teddy Bear helps twice*.
- ⇒ Bring the pictures in the right order.

Bildkarten *Teddy Bear helps*







Lösung / Solution

