



Meetings	
Fertigkeit: Hörverstehen	Niveau A2 Wenn langsam und deutlich gesprochen wird, kann ich kurze Texte und Gespräche aus bekannten Themengebieten verstehen, auch wenn ich nicht alle Wörter kenne.
Deskriptor: Ich kann auch Einzelheiten verstehen, wenn ich die Texte mehrmals hören kann.	
Beschreibung: Die Schülerinnen und Schüler hören eine Nachricht auf einem Anrufbeantworter zweimal. In diesem Text geht es um eine Verabredung (Zeit, Treffpunkt, Tag). Die Schüler kreuzen auf einem bebilderten Arbeitsblatt die Eckdaten der Verabredung an.	
Organisationsform: Einzelarbeit in der Klasse oder zu Hause mit CD	
Zeitaufwand: ca. 10 Minuten	
Erfüllungsgrad: Die Aufgabe gilt als erfüllt, wenn 13 von 21 Informationen richtig angekreuzt wurden.	
Spiegelbild-Aufgabe: ---	
Material / Medien: Hörtext(e) auf CD Arbeitsanweisung Arbeitsblatt I und II Lösungsblatt I und II	

Transkript

I

Hi Sarah, it's Anna. I'm just calling to let you know that we are going to meet on Sunday. Try to be at the monument at half past six. See you there, bye!

II

Hello Peter, Daniel here. Our meeting will take place on Wednesday. It'll begin at 2 pm, and we are going to meet in the library. Try to be on time. You know Mr Forster can be really strict. See you there. Bye!

III

Hi Suzie, it's Patty calling. My parents won't be in on Tuesday evening. So we can meet at my house. A good time would be half past six so that we can prepare a few things. This is going to be the party of the year! See you, bye-bye.

IV

Hello Tony, it's Joey. Sorry, I have to change something about our meeting. Time and place stay the same. We meet at a quarter to four in the library. But I have to change the day. We won't meet on Tuesday but on Wednesday. Hope that's okay with you. See you, bye.

V

Hi Cindy, it's Samira. We've had to change something about our meeting tomorrow. Half past six is just too late for us. Here is the new plan: We still meet tomorrow, Tuesday. But we all prefer to do that after school at 2 pm. The meeting point stays the same. It's at the monument. See you tomorrow, bye!

VI

Hello Anna, Phil calling. I just want to tell you that we've changed a bit for Sunday. In fact, we'd rather meet on Wednesday because we all want to go swimming on Sunday if the weather's okay. So, it's Wednesday then, when we meet at my house at half past six. Hope that's okay and you'll come swimming with us! Have a nice day, bye!

Meetings

Arbeitsanweisungen

Für diese Aufgabe brauchst du:

- ⇒ CD (Kassette) mit Hörverstehenstexten
- ⇒ CD-Spieler (Kassettenrekorder)
- ⇒ die Arbeitsblätter *Meetings*
- ⇒ einen Stift zum Abhaken der Antworten

Du bist in England und hast dich mit Freunden verabredet. Nach der Schule kommst du nach Hause und findest Nachrichten von deinen Freunden auf dem Anrufbeantworter. Es geht um eure Verabredungen.

- ⇒ Höre dir die Texte jeweils zweimal an.
- ⇒ Kreuze die passenden Bilder bzw. Änderungen an.

21-18 richtige Antworten	= ☺	(sehr gut!)
17-13 richtige Antworten	= ☹	(okay!)
12-0 richtige Antworten	= ☹	(du brauchst noch mehr Übung!)

You need:

- ⇒ CD with listening comprehension texts
- ⇒ CD-player
- ⇒ the worksheets *Meetings*
- ⇒ a pen to tick the right answers




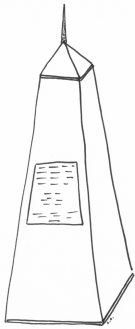


You are in England. After school you find messages from your friends on your answering machine. It's about your dates.

- ⇒ Listen to each text twice.
- ⇒ Tick the correct pictures.

21-18 right answers	= ☺	(very good!)
17-13 right answers	= ☹	(okay!)
12-0 right answers	= ☹	(you need more practice!)




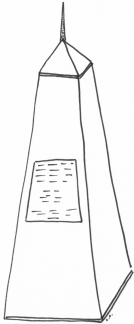


Meetings

Find out when (time and day) and where you are going to meet your friends. Make a tick (✓) below each correct picture!




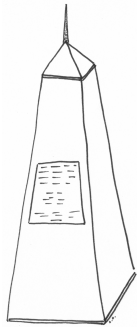


Text			
	I		
	II		
	III		
	TUESDAY	WEDNESDAY	SUNDAY
I			
II			
III			
			
I			
II			
III			

Meetings




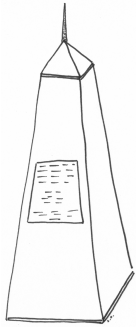


Find out when (time and day) and where you are going to meet your friends 😊. Make a sad face ☹️ below the old information.

Text			
	IV		
	V		
	VI		
	TUESDAY	WEDNESDAY	SUNDAY
IV			
V			
VI			
			
IV			
V			
VI			

Lösungen / Solutions

Text			
	I	✓	
	II		✓
III		✓	
	TUESDAY	WEDNESDAY	SUNDAY
I			✓
II		✓	
III	✓		
			
I	✓		
II			✓
III		✓	

Lösungen / Solutions

Text			
	IV	☺	
	V		☹
VI		☺	
	TUESDAY	WEDNESDAY	SUNDAY
IV	☹	☺	
V	☺		
VI		☺	☹
			
IV			☺
V	☺		
VI		☺	